

Local Control Funding Formula (LCFF) Budget Overview for Parents Template

Developed by the California Department of Education, November 2022

LCFF Budget Overview for Parents

Local Educational Agency (LEA) Name: Lashon Academy City

CDS Code: 19 10199 0139170

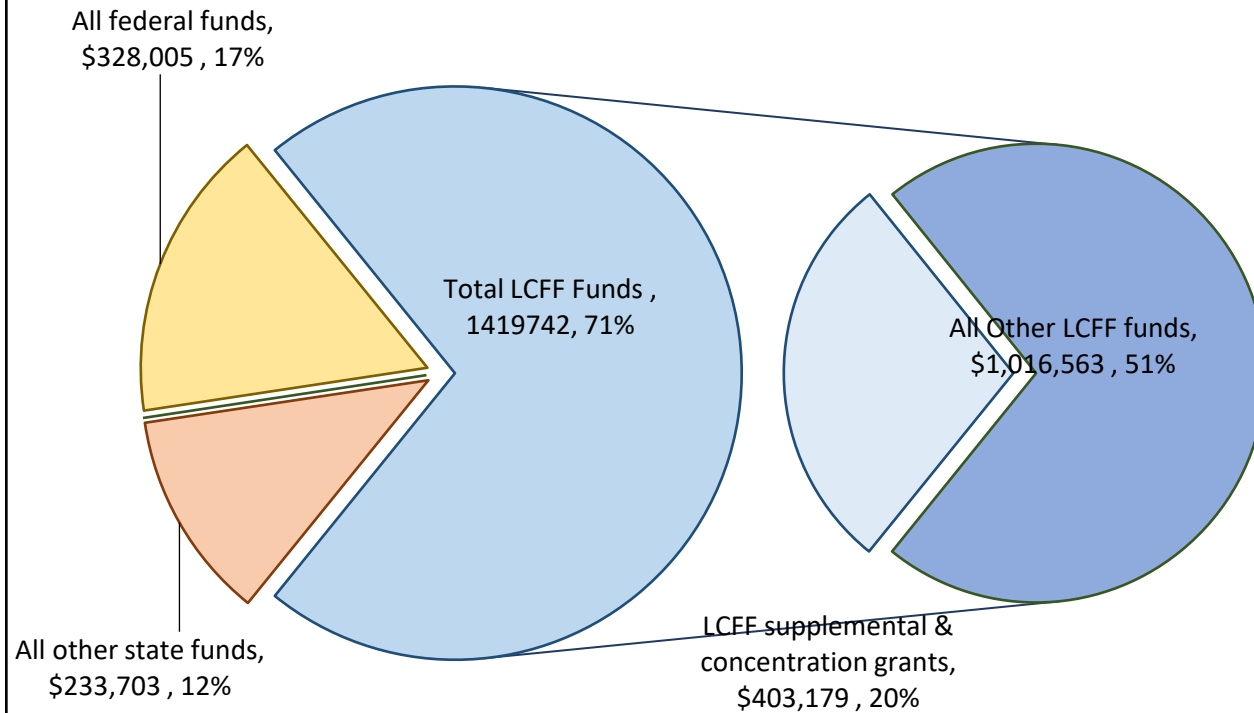
School Year: 2023-24

LEA contact information: Josh Stock josh@lashonacademy.org 818-514-4566

School districts receive funding from different sources: state funds under the Local Control Funding Formula (LCFF), other state funds, local funds, and federal funds. LCFF funds include a base level of funding for all LEAs and extra funding - called "supplemental and concentration" grants - to LEAs based on the enrollment of high needs students (foster youth, English learners, and low-income students).

Budget Overview for the 2023-24 School Year

Projected Revenue by Fund Source

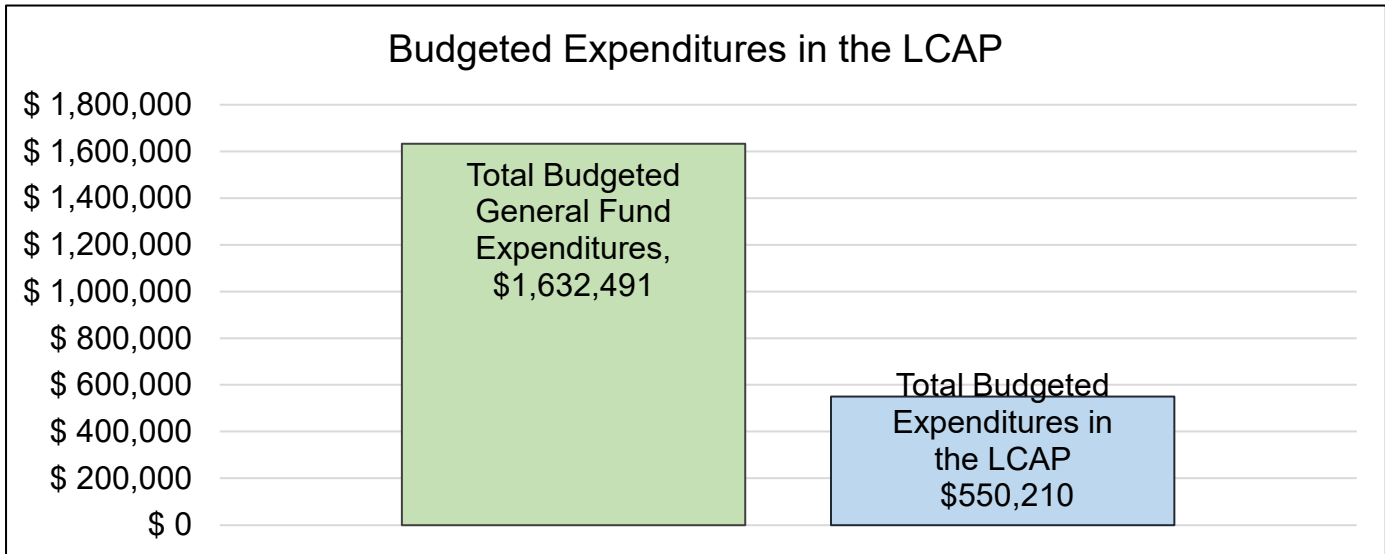


This chart shows the total general purpose revenue Lashon Academy City expects to receive in the coming year from all sources.

The text description for the above chart is as follows: The total revenue projected for Lashon Academy City is \$1,981,449.71, of which \$1,419,742.00 is Local Control Funding Formula (LCFF), \$233,702.88 is other state funds, \$0.00 is local funds, and \$328,004.83 is federal funds. Of the \$1,419,742.00 in LCFF Funds, \$403,179.00 is generated based on the enrollment of high needs students (foster youth, English learner, and low-income students).

LCFF Budget Overview for Parents

The LCFF gives school districts more flexibility in deciding how to use state funds. In exchange, school districts must work with parents, educators, students, and the community to develop a Local Control and Accountability Plan (LCAP) that shows how they will use these funds to serve students.



This chart provides a quick summary of how much Lashon Academy City plans to spend for 2023-24. It shows how much of the total is tied to planned actions and services in the LCAP.

The text description of the above chart is as follows: Lashon Academy City plans to spend \$1,632,491.12 for the 2023-24 school year. Of that amount, \$550,210.00 is tied to actions/services in the LCAP and \$1,082,281.12 is not included in the LCAP. The budgeted expenditures that are not included in the LCAP will be used for the following:

Other expenses not included in the LCAP are: SPED, Rent, salaries for admin, operational support, clerical, aides, etc., benefits, food and food supplies, legal, audit, back office and other miscellaneous operational expenses.

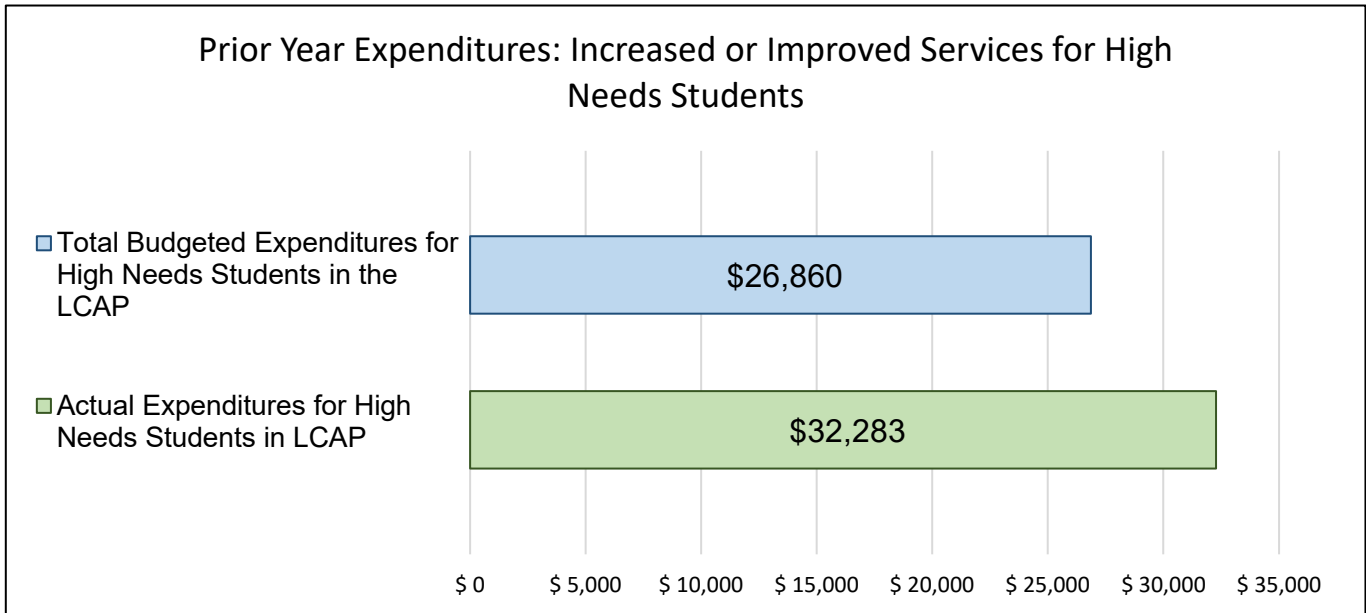
Increased or Improved Services for High Needs Students in the LCAP for the 2023-24 School Year

In 2023-24, Lashon Academy City is projecting it will receive \$403,179.00 based on the enrollment of foster youth, English learner, and low-income students. Lashon Academy City must describe how it intends to increase or improve services for high needs students in the LCAP. Lashon Academy City plans to spend \$190,560.00 towards meeting this requirement, as described in the LCAP. The additional improved services described in the plan include the following:

Staff and their respective benefits, food and food supplies, and all other needs that particular students may need.

LCFF Budget Overview for Parents

Update on Increased or Improved Services for High Needs Students in 2022-23



This chart compares what Lashon Academy City budgeted last year in the LCAP for actions and services that contribute to increasing or improving services for high needs students with what Lashon Academy City estimates it has spent on actions and services that contribute to increasing or improving services for high needs students in the current year.

The text description of the above chart is as follows: In 2022-23, Lashon Academy City's LCAP budgeted \$26,860.00 for planned actions to increase or improve services for high needs students. Lashon Academy City actually spent \$32,283.00 for actions to increase or improve services for high needs students in 2022-23.

Accessibility Information

This workbook contains 3 dynamic charts located in the 'Template' tab. The chart in cell A7 with the title "Projected Revenue by Fund Source", the full text description is located in cell A9. The chart in cell A11 with the title "Budgeted Expenditures in the LCAP", the full text description is located in cell A13. The chart in cell A16 with the title "Prior Year Expenditures: Increased or Improved Services for High Needs Students", the full text description is located in cell A18.

Local Control and Accountability Plan

The instructions for completing the Local Control and Accountability Plan (LCAP) follow the template.

Local Educational Agency (LEA) Name	Contact Name and Title	Email and Phone
Lashon Academy City	Sara Garcia-Director of Education	sgarcia@lashonacademy.org 818 514-4566

Plan Summary [2023-2024]

General Information

A description of the LEA, its schools, and its students in grades transitional kindergarten–12, as applicable to the LEA.

Lashon Academy City is an approved charter school that operates as an independent elementary charter school, offering instruction in grades TK-6 serving families and their children in Mid-City and the greater Los Angeles community. Lashon Academy City is modeled after its sister school, Lashon Academy, a high-performing LACOE-authorized charter school serving students from a broad geographical range in the San Fernando Valley.

Lashon Academy City successfully serves all students, including English Learners, students with disabilities, socioeconomically disadvantaged students, gifted students and students achieving below grade level. Lashon Academy City is committed to ongoing and embedded professional development to ensure the quality delivery of instruction to its students. Lashon Academy City delivers the highest caliber educational program within a fiscally sustainable school.

The Lashon Academy City mission is to prepare culturally diverse TK-6th grade students to be self-directed learners and responsible global citizens by fostering academic excellence and utilizing research-based instructional approaches in a multilingual and service learning integrated environment.

Reflections: Successes

A description of successes and/or progress based on a review of the California School Dashboard (Dashboard) and local data.

Lashon Academy City is very proud of both the progress and successes from this school year. We continue furthering our mission to create globally minded citizens by implementing character building opportunities and focusing on recognizing positive behavior. These efforts contributed to maintaining our 0% suspension and expulsion rate. We also continue to progress with small group implementation to best meet students’ needs using data. This year we also saw growth in parent engagement. Through various connection opportunities such as virtual parent meetings, school events, fundraisers, and more, parents had a stronger presence on campus.

Reflections: Identified Need

A description of any areas that need significant improvement based on a review of Dashboard and local data, including any areas of low performance and significant performance gaps among student groups on Dashboard indicators, and any steps taken to address those areas.

Lashon Academy City will be taking steps to improve the academic progress of all of our subgroup students by providing more opportunities for increased work with academic vocabulary, standards aligned materials, and increased opportunities for small group instruction. We are actively working to prepare students for CAASPP testing by creating an intervention system to address student needs and learning loss based on local data.

Additional areas within student social emotional development will be a focus for the school year. Based on local assessment and survey data, students are exhibiting greater behavioral needs and socio-emotional challenges. With the increase in support personnel, social skills groups, and positive behavior reward systems, we hope to improve the social development of students as reported on climate surveys and student responses.

LCAP Highlights

A brief overview of the LCAP, including any key features that should be emphasized.

Working closely with stakeholders throughout the year, four goals have been identified, which address Lashon Academy City’s main focus areas. These goals are in conjunction with the school’s charter and guide the overall direction of the school. These goals will allow stakeholders to understand and have the knowledge of how funding directly supports these goals. With the challenges posed by greater behavioral needs, goal 4 will be emphasized with an increased focus on the social-emotional needs of all students. Tracking school wide positive school climate supports and student SEL needs will be a key focus. Additionally, within goal 3, an emphasis on adding more support personnel to help classroom teachers by providing more small group instruction time, differentiated learning blocks, and pull-out intervention support will aid in addressing student learning gaps and subgroup student growth data.

Comprehensive Support and Improvement

An LEA with a school or schools eligible for comprehensive support and improvement must respond to the following prompts.

Schools Identified

A list of the schools in the LEA that are eligible for comprehensive support and improvement.

N/A

Support for Identified Schools

A description of how the LEA has or will support its eligible schools in developing comprehensive support and improvement plans.

N/A

Monitoring and Evaluating Effectiveness

A description of how the LEA will monitor and evaluate the plan to support student and school improvement.

N/A

Engaging Educational Partners

A summary of the process used to engage educational partners and how this engagement was considered before finalizing the LCAP.

Lashon Academy City is committed to involving its educational partners in the input and development of the school's LCAP. We value all input and use this input to help prioritize needs, safety measures, instruction and growth goals. The planning and engagement process included several steps involving our School Site Council (SSC), staff, District English Language Advisory Council (DELAC), Parent Teacher Organization (PTO), and parent/student/staff feedback surveys. The educational partner engagement process includes the following:

Lashon Academy City administered surveys to students, staff, and parents throughout the year to get feedback from all partners.

We want to be as proactive as possible with our parent meeting communication. At the start of the school year, we share a parent meeting calendar with all parents. We also schedule all dates within the parent events calendar on our communication platform Parentsquare so all parents receive reminder notifications about the meeting dates and times. The final Tuesday of each month we offered parent meetings. Parent Meetings were held in September, October, November, February, and April. School Site Council and DELAC Meetings held on 9/14/21, 10/5/21, 11/9/21, 2/23/22, 4/26/22. These meetings were held virtually with a Google Meet Link. Based on feedback from our initial parent survey, we continued to offer our parent meetings with alternating start times between mornings at 9am and nights at 7pm to allow more access for those working parents. Spanish translation was also offered at every meeting.

Lashon Academy Governing Board Meetings and Public Hearing: May 17, 2023

Lashon Academy Governing Board Meeting: June 25, 2023

A summary of the feedback provided by specific educational partners.

Utilizing stakeholder feedback is an essential part of ensuring programs and services offered to meet the needs of all families are in line with our school community. The following big ideas and trends emerged from the process of gathering stakeholder input.

Based on stakeholder survey feedback, parents requested more training on online tools available for students. Thus, based on this feedback we were able to provide a parent meeting rooted in exposure to online tools and ways to navigate them.

One area at the forefront of parents' concerns was socio-emotional opportunities for students and strategies to support them at home. Based on this feedback, we trained all teachers to include take-home strategies to share with parents during parent conferences in order to better equip parents on ways to help at home.

Overall feedback from staff this year has been positive, however it was reported that the staff were looking for the school to provide more opportunities for a work-life balance, which prompted us to create more WINN (what I need now) time and differentiate professional development to ensure it was a meaningful use of staff's time.

A description of the aspects of the LCAP that were influenced by specific input from educational partners.

Educational partner feedback is highly valued. The following key areas of the LCAP have been influenced by their input:

Goal 2: Our staff expressed the need for more frequent and in depth differentiated professional development to drive instruction and use data to effectively meet students at their learning levels. Included in the goal are opportunities for staff to receive frequent differentiated professional development opportunities including learning new research based instructional strategies and resources.

Goal 3: All educational partners expressed the need for students to meet growth targets in all academic areas. Our goal is focused on improving the academic program so that students meet the growth targets set in both Math and ELA.

Goal 4: Based on educational partners feedback, the need for more social/emotional training, development, and school wide application is necessary to meet the needs of all of our students. In goal 4 we have added a metric to measure the effectiveness of the school wide positive discipline plan, which encompasses social emotional curriculum and daily student SEL check-ins.

Goals and Actions

Goal

Goal #	Description
1	Lashon Academy City will create and promote a safe, clean, and mission-aligned learning environment with highly qualified personnel, standards –aligned curriculum and materials, and a robust academic program with the integration of technology.

An explanation of why the LEA has developed this goal.

The need for goal 1 is to improve the conditions of learning, which will ensure a safe, secure, clean, and highly robust educational program for all students.

Measuring and Reporting Results

Metric	Baseline	Year 1 Outcome	Year 2 Outcome	Year 3 Outcome	Desired Outcome for 2023–24
Core teachers will be fully credentialed and appropriately assigned as measured by SARC and CALPADS	100% of core teachers fully credentialed and appropriately assigned	100% of core teachers fully credentialed and appropriately assigned	100% of core teachers fully credentialed and appropriately assigned	[Insert outcome here]	100% of core teachers fully credentialed and appropriately assigned
Student access to technology as evident through technology inventory	Student access to technology-student to laptop ratio in grades 2 nd -6 th 1:1. Student laptop ratio in grades TK-1 st 4:1	Student access to technology-student to laptop ratio in grades 2 nd -6 th 1:1. Student laptop ratio in grades TK-1 st 4:1	Student access to technology-student to laptop ratio in grades 2 nd -4 th 1:1. Student laptop ratio in grades TK/K-1 st 3:1	[Insert outcome here]	Student access to technology-student to laptop ratio in grades 2 nd -6 th 1:1. Student laptop ratio in grades TK-1 st 4:1
Facilities will be in good repair as documented on the SARC report	Facilities are in good repair as documented on the SARC	Facilities are in good repair as documented on the SARC	Facilities are in good repair as documented on the SARC. 98.61% of items were in compliance.	[Insert outcome here]	Facilities are in good repair as documented on the SARC

Metric	Baseline	Year 1 Outcome	Year 2 Outcome	Year 3 Outcome	Desired Outcome for 2023–24
100% of students will have access to standards aligned materials as evident through inventory and proof of purchase	100% of students have access to standards aligned materials	100% of students have access to standards aligned materials	100% of students have access to standards aligned materials	[Insert outcome here]	100% of students have access to standards aligned materials

Actions

Action #	Title	Description	Total Funds	Contributing
1.1	Teacher Training	BTSA or other program for new teachers	\$3,000	N
1.2	Credential Verification	Administrative staff and office staff salaries to verify credentials, certifications, and ensure completion of all personnel files. Salaries associated with all fully credentialed and appropriately assigned teachers.	\$ 280,000	N
1.3	Technology	Costs associated with maintaining laptops, providing technical support, and updating all devices.	\$ 9,000	Y
1.5	Safe and Clean Campus	Costs associated with maintaining a safe and clean campus in addition to ensuring repairs are documented and completed.	\$ 75,000	N
1.6	Curriculum and Materials	Purchase of all CCSS aligned curriculum and materials for all core and non-core subjects.	\$ 8,000	Y

Goal Analysis [2022-2023]

An analysis of how this goal was carried out in the previous year.

A description of any substantive differences in planned actions and actual implementation of these actions.

No substantive differences in the planned actions and actual implementation of these actions.

An explanation of material differences between Budgeted Expenditures and Estimated Actual Expenditures and/or Planned Percentages of Improved Services and Estimated Actual Percentages of Improved Services.

No material differences between Budgeted Expenditures and Estimated Actual Expenditures and/or planned percentages of improved services and estimated actual percentages of improved services.

An explanation of how effective the specific actions were in making progress toward the goal.

The specific actions were effective in making progress toward the goal. All Year 1 outcomes were met and on target to meet desired outcome in 2023-24.

A description of any changes made to the planned goal, metrics, desired outcomes, or actions for the coming year that resulted from reflections on prior practice.

No changes will be made to the planned goal, metrics, desired outcomes, or actions for the coming year.

A report of the Total Estimated Actual Expenditures for last year’s actions may be found in the Annual Update Table. A report of the Estimated Actual Percentages of Improved Services for last year’s actions may be found in the Contributing Actions Annual Update Table.

Goal

Goal #	Description
2	Lashon Academy City will provide and promote a robust staff professional development program aligned with the school’s mission to provide a rigorous academic environment to all students with an emphasis on the proficiency and academic growth of English Learner students.

An explanation of why the LEA has developed this goal.

The need for goal 2 is to improve the outcomes for all students and student groups with a focus on English learners by improving instruction and the educational program.

Measuring and Reporting Results

Metric	Baseline	Year 1 Outcome	Year 2 Outcome	Year 3 Outcome	Desired Outcome for 2023–24
Core teachers will be expected to participate in research based instructional strategy professional development activities as evident through PD sign-in sheets	100% of core teachers received professional development on research-based instructional strategies.	100% of core teachers received professional development on research-based instructional strategies.	100% of core teachers received professional development on research-based instructional strategies.	[Insert outcome here]	100% of core teachers received professional development on research-based instructional strategies.
English learner reclassification rate as reported through CALPADS	Baseline will be established in 2021	0% Reclassification rate	Not reported through DataQuest at time of developing LCAP	[Insert outcome here]	8% Reclassification rate
English learners are making progress towards English language proficiency as measured through ELPAC and reported on CA Dashboard	Baseline will be established in 2021	ELPI levels were not reported on the 20-21 CA Dashboard	42.9% of English learners are making progress towards English language proficiency as measured through ELPAC and reported on CA Dashboard	[Insert outcome here]	28% of English learner students will be making progress towards English language proficiency.

Actions

Action #	Title	Description	Total Funds	Contributing
2.1	Professional Development	All instructional staff will participate in professional development on the implementation of CCSS, data & assessments, differentiation, small group instruction, ELD instructional strategies, and best practice strategies.	\$ 13,000	Y

Action #	Title	Description	Total Funds	Contributing
2.2	Professional Development	Hebrew staff will receive professional development from the Hebrew Coordinator on Hebrew curriculum development and instructional strategies. Costs associated with Hebrew instructor salaries.	\$ 1,500	N
2.3	English Learner Development	Administrative team will analyze EL student data, monitor progress of EL students, reclassify students annually based on the school's reclassification criteria, and determine short and long term needs of EL students.	\$ 60,000	Y
2.4	English Learner Support	Provide frequent/weekly small group instruction focused on the needs of EL students. Hire paraprofessionals to assist in the differentiation and intervention groups.	\$ 18,000	Y
2.5	Student Support	Provide teacher release time to increase teacher development and student outcomes.	\$ 4,500	Y

Goal Analysis [2022-2023]

An analysis of how this goal was carried out in the previous year.

A description of any substantive differences in planned actions and actual implementation of these actions.

No substantive differences in the planned actions and actual implementation of these actions.

An explanation of material differences between Budgeted Expenditures and Estimated Actual Expenditures and/or Planned Percentages of Improved Services and Estimated Actual Percentages of Improved Services.

No material differences between Budgeted Expenditures and Estimated Actual Expenditures and/or planned percentages of improved services and estimated actual percentages of improved services.

An explanation of how effective the specific actions were in making progress toward the goal.

The specific actions were effective in making progress towards the goal. This section will be updated as needed once reclassification data is released.

A description of any changes made to the planned goal, metrics, desired outcomes, or actions for the coming year that resulted from reflections on prior practice.

No changes will be made to the planned goal, metrics, desired outcomes, or actions for the coming year. This will be updated as needed with the upcoming release of reclassification data.

A report of the Total Estimated Actual Expenditures for last year’s actions may be found in the Annual Update Table. A report of the Estimated Actual Percentages of Improved Services for last year’s actions may be found in the Contributing Actions Annual Update Table.

Goal

Goal #	Description
3	Lashon Academy City students will demonstrate proficiency and academic growth in all core content areas, including all student groups.

An explanation of why the LEA has developed this goal.

The identified need for goal 3 is to improve student outcomes for all students and student subgroups by improving instruction and the educational program.

Measuring and Reporting Results

Metric	Baseline	Year 1 Outcome	Year 2 Outcome	Year 3 Outcome	Desired Outcome for 2023–24
Performance on statewide CAASPP Assessment results in ELA as reported on CA Dashboard	Baseline will be established in 2022	Baseline will be established in 2022	All Students: 47% Hispanic Students: 55%	[Insert outcome here]	All Students: 31% Students with Disabilities: 25% English Learners: 22% Hispanic Students: 27%

Metric	Baseline	Year 1 Outcome	Year 2 Outcome	Year 3 Outcome	Desired Outcome for 2023–24
Performance on statewide CAASPP Assessment results in Math as reported on CA Dashboard	Baseline will be established in 2022	Baseline will be established in 2022	All Students: 53% Hispanic Students: 64%	[Insert outcome here]	All Students: 23% Students with Disabilities: 21% English Learners: 18% Hispanic Students: 22%
Student participation rate on CAASPP assessment as reported on CA Dashboard	95% student participation rate on CAASPP assessment	Participation rate will be established in 2022	100% student participation rate on CAASPP assessment	[Insert outcome here]	96% student participation rate on CAASPP assessment
Performance on cumulative internal NWEA ELA benchmark as reported through assessment data	All Students: 34% English Learners: 20% Hispanic Students: 34%	All Students: 13% English Learners: 8% Hispanic Students: 13%	All Students: 32% English Learners: 18% Hispanic Students: 35%	[Insert outcome here]	All Students: 36% Students with Disabilities: 51% English Learners: 22% Hispanic Students: 36%
Performance on cumulative internal NWEA Math benchmark as reported through assessment data	All Students: 29% English Learners: 20% Hispanic Students: 29%	All Students: 26% English Learners: 12% Hispanic Students: 26%	All Students: 52% English Learners: 36% Hispanic Students: 53%	[Insert outcome here]	All Students: 31% Students with Disabilities: 51% English Learners: 22% Hispanic Students: 31%

Actions

Action #	Title	Description	Total Funds	Contributing
3.1	Assessment Training	All instructional staff will be trained on the administration of all assessments and assessment platforms and given time to collaborate and analyze student assessment data to drive instruction. Additional PD time will focus on the needs of subgroup students.	\$ 9000	Y
3.2	Assessments	All students will participate in CAASPP and/or NWEA internal benchmark assessments with appropriate accommodations.	\$ 2,000	Y
3.3	Assessment Software	Costs associated with the purchase of assessment platforms.	\$ 800	Y
3.4	Assessment Technology	Use of supplemental technology to administer assessments.	\$ 60	Y

Goal Analysis [2022-2023]

An analysis of how this goal was carried out in the previous year.

A description of any substantive differences in planned actions and actual implementation of these actions.

No substantive differences in the planned actions and actual implementation of these actions.

An explanation of material differences between Budgeted Expenditures and Estimated Actual Expenditures and/or Planned Percentages of Improved Services and Estimated Actual Percentages of Improved Services.

No material differences between Budgeted Expenditures and Estimated Actual Expenditures and/or planned percentages of improved services and estimated actual percentages of improved services.

An explanation of how effective the specific actions were in making progress toward the goal.

The specific actions were effective in making progress toward the professional development needs of our teachers, however the actions will need to be adjusted in order to better meet the needs of our EL students to help increase progress towards English language proficiency.

A description of any changes made to the planned goal, metrics, desired outcomes, or actions for the coming year that resulted from reflections on prior practice.

Additional training will also be included in action 3.1 to include more targeted professional development on NWEA data reporting. The extra support will also be used to increase small group instruction time for Hispanic and EL students in order to decrease the achievement gap. Additional PD time and standard specific workshops will be added to 3.1 in order to increase the frequency and depth of teacher professional development to increase student achievement.

A report of the Total Estimated Actual Expenditures for last year’s actions may be found in the Annual Update Table. A report of the Estimated Actual Percentages of Improved Services for last year’s actions may be found in the Contributing Actions Annual Update Table.

Goal

Goal #	Description
4	Lashon Academy City will create a school culture that supports student learning, encourages and includes parent feedback, and maintains a safe and positive school culture.

An explanation of why the LEA has developed this goal.

The identified need for goal 4 is to develop a school culture that supports student learning outcomes that includes stakeholder feedback to ensure sustainability and student growth.

Measuring and Reporting Results

Metric	Baseline	Year 1 Outcome	Year 2 Outcome	Year 3 Outcome	Desired Outcome for 2023–24
Parent opportunities to participate in school meetings including, but not limited to ELAC/SSC, parent meetings, and parent workshops as measured through meeting agendas	Provided all parents opportunities to participate in 100% of the school meetings, workshops, and events	Provided all parents opportunities to participate in 100% of the school meetings, workshops, and events	Provided all parents opportunities to participate in 100% of the school meetings, workshops, and events	[Insert outcome here]	Provided all parents opportunities to participate in 100% of the school meetings, workshops, and events

Metric	Baseline	Year 1 Outcome	Year 2 Outcome	Year 3 Outcome	Desired Outcome for 2023–24
Parent opportunities to participate in stakeholder satisfaction surveys at least twice annually	Twice annually parents were given the opportunity to participate in stakeholder satisfaction survey	Twice annually parents were given the opportunity to participate in stakeholder satisfaction survey	Twice annually parents were given the opportunity to participate in stakeholder satisfaction survey	[Insert outcome here]	Twice annually parents were given the opportunity to participate in stakeholder satisfaction survey
Effectiveness of the schoolwide positive discipline system will be measured through 3% or below suspension and expulsion rates as reported on CA Dashboard	Suspension rate 0% Expulsion rate 0%	Suspension rate 0% Expulsion rate 0%	Suspension rate 0% Expulsion rate 0%	[Insert outcome here]	Suspension rate below 3% Expulsion rate below 3%
Schoolwide attendance rates as reported through CALPADS and CA Dashboard	ADA: 95%	ADA: 95.4%	ADA: 96.7%		ADA 96.5%

Actions

Action #	Title	Description	Total Funds	Contributing
4.1	Parent Engagement	Host parent meetings, workshops, trainings, and school wide events to provide opportunities for parent involvement and stakeholder engagement.	\$ 1,200	Y
4.2	Parent Engagement	Administer stakeholder surveys to receive input and feedback regarding the school's program and decision making.	\$ 150	N
4.3	Community Engagement	Costs associated with the staffing of a community relations coordinator to assist with parent translation, outreach, and engagement.	\$ 30,000	Y
4.4	School Climate	Train all staff on the implementation of the school wide positive discipline system to support social/emotional development.	\$ 15,000	Y

Action #	Title	Description	Total Funds	Contributing
4.5	School Climate	Implement a school wide positive behavior campaign with the support of the behavior team and admin team.	\$ 20,000	Y

Goal Analysis [2022-2023]

An analysis of how this goal was carried out in the previous year.

A description of any substantive differences in planned actions and actual implementation of these actions.

No substantive differences in the planned actions and actual implementation of these actions.

An explanation of material differences between Budgeted Expenditures and Estimated Actual Expenditures and/or Planned Percentages of Improved Services and Estimated Actual Percentages of Improved Services.

No material differences between Budgeted Expenditures and Estimated Actual Expenditures and/or planned percentages of improved services and estimated actual percentages of improved services.

An explanation of how effective the specific actions were in making progress toward the goal.

The specific actions were effective in making progress toward the goal. All Year 1 outcomes were met and on target to meet desired outcome in 2023-24.

A description of any changes made to the planned goal, metrics, desired outcomes, or actions for the coming year that resulted from reflections on prior practice.

No changes will be made to the planned goal, metrics, desired outcomes, or actions for the coming year.

A report of the Total Estimated Actual Expenditures for last year's actions may be found in the Annual Update Table. A report of the Estimated Actual Percentages of Improved Services for last year's actions may be found in the Contributing Actions Annual Update Table.

Increased or Improved Services for Foster Youth, English Learners, and Low-Income Students [2023-2024]

Projected LCFF Supplemental and/or Concentration Grants	Projected Additional LCFF Concentration Grant (15 percent)
\$590,874	\$68,449

Required Percentage to Increase or Improve Services for the LCAP Year

Projected Percentage to Increase or Improve Services for the Coming School Year	LCFF Carryover — Percentage	LCFF Carryover — Dollar	Total Percentage to Increase or Improve Services for the Coming School Year
39.65%	23.31%	155,784	28.14%

The Budgeted Expenditures for Actions identified as Contributing may be found in the Contributing Actions Table.

Required Descriptions

For each action being provided to an entire school, or across the entire school district or county office of education (COE), an explanation of (1) how the needs of foster youth, English learners, and low-income students were considered first, and (2) how these actions are effective in meeting the goals for these students.

The needs of foster youth, English learners, and low-income students were taken into consideration when creating all of the above actions and services. Based on assessment data, teacher observation, stakeholder feedback data, and instructional progress monitoring the school wide plan to address the needs of these students was created. The entire school actions including 1.1 and 1.2 Credential verification and teacher training effectively meet the goals of these students by making sure the learning environment is adequately staffed and instruction is given by qualified teachers. 1.4 a safe and clean campus benefits all students and directly supports the learning environment for foster youth, English learners and low-income students. Action 4.2 administration of all stakeholder surveys is directed towards all students and stakeholders, however the emphasis is on collecting response data from all subgroups including unique students.

A description of how services for foster youth, English learners, and low-income students are being increased or improved by the percentage required.

Services for foster youth, English learners, and low-income students are being increased or improved by the implementation of a variety of strategies to accelerate learning progress for these students. Each classroom teacher will provide small group instruction that offers more time and support to target specific student needs as determined through formal and informative assessments and ensure equitable access to grade level standards. Strategies will include 1. Frequent one on one communication between teacher and student 2. Ongoing progress monitoring and goal setting for each student 3. English learners will receive designated English language development instruction by

appropriate teachers during instructional block 4. Special education teachers will provide instructional support to students in accordance with the IEP plan in addition to weekly collaboration with the teacher to ensure all accommodations are in place.

A description of the plan for how the additional concentration grant add-on funding identified above will be used to increase the number of staff providing direct services to students at schools that have a high concentration (above 55 percent) of foster youth, English learners, and low-income students, as applicable.

The additional concentration grant add-on funding identified above will be used to increase the number of staff used to support foster youth, English learners, and low-income students by providing more support staff to help facilitate small group instruction during core academic subjects, provide small group designated ELD support blocks, and pull-out intervention groups focused on the academic needs of students. Paraprofessionals will be used to assist the teacher with differentiated instruction during core academic blocks through workshop and station rotations. Additional paraprofessionals will also support the needs of students by providing social emotional support through in class support, student goal check-in meetings, and social skills groups.

Staff-to-student ratios by type of school and concentration of unduplicated students	Schools with a student concentration of 55 percent or less	Schools with a student concentration of greater than 55 percent
Staff-to-student ratio of classified staff providing direct services to students	[Provide ratio here]	5 classified staff serving 100 students. (1:20) ratio
Staff-to-student ratio of certificated staff providing direct services to students	[Provide ratio here]	6 certificated staff serving 100 students. (1:16) ratio

Instructions

[Plan Summary](#)

[Engaging Educational Partners](#)

[Goals and Actions](#)

[Increased or Improved Services for Foster Youth, English Learners, and Low-Income Students](#)

For additional questions or technical assistance related to the completion of the Local Control and Accountability Plan (LCAP) template, please contact the local county office of education (COE), or the California Department of Education's (CDE's) Local Agency Systems Support Office, by phone at 916-319-0809 or by email at lcff@cde.ca.gov.

Introduction and Instructions

The Local Control Funding Formula (LCFF) requires local educational agencies (LEAs) to engage their local educational partners in an annual planning process to evaluate their progress within eight state priority areas encompassing all statutory metrics (COEs have 10 state priorities). LEAs document the results of this planning process in the LCAP using the template adopted by the State Board of Education.

The LCAP development process serves three distinct, but related functions:

- **Comprehensive Strategic Planning:** The process of developing and annually updating the LCAP supports comprehensive strategic planning (*California Education Code [EC] Section 52064[e][1]*). Strategic planning that is comprehensive connects budgetary decisions to teaching and learning performance data. LEAs should continually evaluate the hard choices they make about the use of limited resources to meet student and community needs to ensure opportunities and outcomes are improved for all students.
- **Meaningful Engagement of Educational Partners:** The LCAP development process should result in an LCAP that reflects decisions made through meaningful engagement (*EC Section 52064[e][1]*). Local educational partners possess valuable perspectives and insights about an LEA's programs and services. Effective strategic planning will incorporate these perspectives and insights in order to identify potential goals and actions to be included in the LCAP.
- **Accountability and Compliance:** The LCAP serves an important accountability function because aspects of the LCAP template require LEAs to show that they have complied with various requirements specified in the LCFF statutes and regulations, most notably:
 - Demonstrating that LEAs are increasing or improving services for foster youth, English learners, and low-income students in proportion to the amount of additional funding those students generate under LCFF (*EC Section 52064[b][4-6]*).
 - Establishing goals, supported by actions and related expenditures, that address the statutory priority areas and statutory metrics (*EC sections 52064[b][1] and [2]*).
 - Annually reviewing and updating the LCAP to reflect progress toward the goals (*EC Section 52064[b][7]*).

The LCAP template, like each LEA's final adopted LCAP, is a document, not a process. LEAs must use the template to memorialize the outcome of their LCAP development process, which should: (a) reflect comprehensive strategic planning (b) through meaningful engagement with educational partners that (c) meets legal requirements, as reflected in the final adopted LCAP. The sections included within the LCAP template do not and cannot reflect the full development process, just as the LCAP template itself is not intended as a tool for engaging educational partners.

If a county superintendent of schools has jurisdiction over a single school district, the county board of education and the governing board of the school district may adopt and file for review and approval a single LCAP consistent with the requirements in *EC* sections 52060, 52062, 52066, 52068, and 52070. The LCAP must clearly articulate to which entity's budget (school district or county superintendent of schools) all budgeted and actual expenditures are aligned.

The revised LCAP template for the 2021–22, 2022–23, and 2023–24 school years reflects statutory changes made through Assembly Bill 1840 (Committee on Budget), Chapter 243, Statutes of 2018. These statutory changes enhance transparency regarding expenditures on actions included in the LCAP, including actions that contribute to meeting the requirement to increase or improve services for foster youth, English learners, and low-income students, and to streamline the information presented within the LCAP to make adopted LCAPs more accessible for educational partners and the public.

At its most basic, the adopted LCAP should attempt to distill not just what the LEA is doing for students in transitional kindergarten through grade twelve (TK–12), but also allow educational partners to understand why, and whether those strategies are leading to improved opportunities and outcomes for students. LEAs are strongly encouraged to use language and a level of detail in their adopted LCAPs intended to be meaningful and accessible for the LEA's diverse educational partners and the broader public.

In developing and finalizing the LCAP for adoption, LEAs are encouraged to keep the following overarching frame at the forefront of the strategic planning and educational partner engagement functions:

Given present performance across the state priorities and on indicators in the California School Dashboard (Dashboard), how is the LEA using its budgetary resources to respond to TK–12 student and community needs, and address any performance gaps, including by meeting its obligation to increase or improve services for foster youth, English learners, and low-income students?

LEAs are encouraged to focus on a set of metrics and actions that the LEA believes, based on input gathered from educational partners, research, and experience, will have the biggest impact on behalf of its TK–12 students.

These instructions address the requirements for each section of the LCAP, but may include information about effective practices when developing the LCAP and completing the LCAP itself. Additionally, information is included at the beginning of each section emphasizing the purpose that each section serves.

Plan Summary

Purpose

A well-developed Plan Summary section provides a meaningful context for the LCAP. This section provides information about an LEA's community as well as relevant information about student needs and performance. In order to provide a meaningful context for the rest of the LCAP, the content of this section should be clearly and meaningfully related to the content included in the subsequent sections of the LCAP.

Requirements and Instructions

General Information – Briefly describe the LEA, its schools, and its students in grades TK–12, as applicable to the LEA. For example, information about an LEA in terms of geography, enrollment, or employment, the number and size of specific schools, recent community challenges, and other such information as an LEA wishes to include can enable a reader to more fully understand an LEA's LCAP.

Reflections: Successes – Based on a review of performance on the state indicators and local performance indicators included in the Dashboard, progress toward LCAP goals, local self-assessment tools, input from educational partners, and any other information, what progress is the LEA most proud of and how does the LEA plan to maintain or build upon that success? This may include identifying specific examples of how past increases or improvements in services for foster youth, English learners, and low-income students have led to improved performance for these students.

Reflections: Identified Need – Referring to the Dashboard, identify: (a) any state indicator for which overall performance was in the “Red” or “Orange” performance category or any local indicator where the LEA received a “Not Met” or “Not Met for Two or More Years” rating AND (b) any state indicator for which performance for any student group was two or more performance levels below the “all student” performance. What steps is the LEA planning to take to address these areas of low performance and performance gaps? An LEA that is required to include a goal to address one or more consistently low-performing student groups or low-performing schools must identify that it is required to include this goal and must also identify the applicable student group(s) and/or school(s). Other needs may be identified using locally collected data including data collected to inform the self-reflection tools and reporting local indicators on the Dashboard.

LCAP Highlights – Identify and briefly summarize the key features of this year's LCAP.

Comprehensive Support and Improvement – An LEA with a school or schools identified for comprehensive support and improvement (CSI) under the Every Student Succeeds Act must respond to the following prompts:

- **Schools Identified:** Identify the schools within the LEA that have been identified for CSI.
- **Support for Identified Schools:** Describe how the LEA has or will support the identified schools in developing CSI plans that included a school-level needs assessment, evidence-based interventions, and the identification of any resource inequities to be addressed through the implementation of the CSI plan.

- **Monitoring and Evaluating Effectiveness:** Describe how the LEA will monitor and evaluate the implementation and effectiveness of the CSI plan to support student and school improvement.

Engaging Educational Partners

Purpose

Significant and purposeful engagement of parents, students, educators, and other educational partners, including those representing the student groups identified by LCFF, is critical to the development of the LCAP and the budget process. Consistent with statute, such engagement should support comprehensive strategic planning, accountability, and improvement across the state priorities and locally identified priorities (*EC* Section 52064[e][1]). Engagement of educational partners is an ongoing, annual process.

This section is designed to reflect how the engagement of educational partners influenced the decisions reflected in the adopted LCAP. The goal is to allow educational partners that participated in the LCAP development process and the broader public understand how the LEA engaged educational partners and the impact of that engagement. LEAs are encouraged to keep this goal in the forefront when completing this section.

Statute and regulations specify the educational partners that school districts and COEs must consult when developing the LCAP: teachers, principals, administrators, other school personnel, local bargaining units of the LEA, parents, and students. Before adopting the LCAP, school districts and COEs must share it with the Parent Advisory Committee and, if applicable, to its English Learner Parent Advisory Committee. The superintendent is required by statute to respond in writing to the comments received from these committees. School districts and COEs must also consult with the special education local plan area administrator(s) when developing the LCAP.

Statute requires charter schools to consult with teachers, principals, administrators, other school personnel, parents, and students in developing the LCAP. The LCAP should also be shared with, and LEAs should request input from, schoolsite-level advisory groups, as applicable (e.g., schoolsite councils, English Learner Advisory Councils, student advisory groups, etc.), to facilitate alignment between schoolsite and district-level goals and actions.

Information and resources that support effective engagement, define student consultation, and provide the requirements for advisory group composition, can be found under Resources on the following web page of the CDE's website: <https://www.cde.ca.gov/re/lc/>.

Requirements and Instructions

Below is an excerpt from the 2018–19 *Guide for Annual Audits of K–12 Local Education Agencies and State Compliance Reporting*, which is provided to highlight the legal requirements for engagement of educational partners in the LCAP development process:

Local Control and Accountability Plan:

For county offices of education and school districts only, verify the LEA:

- a) Presented the local control and accountability plan to the parent advisory committee in accordance with Education Code section 52062(a)(1) or 52068(a)(1), as appropriate.
- b) If applicable, presented the local control and accountability plan to the English learner parent advisory committee, in accordance with Education Code section 52062(a)(2) or 52068(a)(2), as appropriate.
- c) Notified members of the public of the opportunity to submit comments regarding specific actions and expenditures proposed to be included in the local control and accountability plan in accordance with Education Code section 52062(a)(3) or 52068(a)(3), as appropriate.
- d) Held at least one public hearing in accordance with Education Code section 52062(b)(1) or 52068(b)(1), as appropriate.
- e) Adopted the local control and accountability plan in a public meeting in accordance with Education Code section 52062(b)(2) or 52068(b)(2), as appropriate.

Prompt 1: “A summary of the process used to engage educational partners and how this engagement was considered before finalizing the LCAP.”

Describe the engagement process used by the LEA to involve educational partners in the development of the LCAP, including, at a minimum, describing how the LEA met its obligation to consult with all statutorily required educational partners as applicable to the type of LEA. A sufficient response to this prompt must include general information about the timeline of the process and meetings or other engagement strategies with educational partners. A response may also include information about an LEA’s philosophical approach to engaging its educational partners.

Prompt 2: “A summary of the feedback provided by specific educational partners.”

Describe and summarize the feedback provided by specific educational partners. A sufficient response to this prompt will indicate ideas, trends, or inputs that emerged from an analysis of the feedback received from educational partners.

Prompt 3: “A description of the aspects of the LCAP that were influenced by specific input from educational partners.”

A sufficient response to this prompt will provide educational partners and the public with clear, specific information about how the engagement process influenced the development of the LCAP. The response must describe aspects of the LCAP that were influenced by or developed in response to the educational partner feedback described in response to Prompt 2. This may include a description of how the LEA prioritized requests of educational partners within the context of the budgetary resources available or otherwise prioritized areas of focus within the LCAP. For the purposes of this prompt, “aspects” of an LCAP that may have been influenced by educational partner input can include, but are not necessarily limited to:

- Inclusion of a goal or decision to pursue a Focus Goal (as described below)
- Inclusion of metrics other than the statutorily required metrics
- Determination of the desired outcome on one or more metrics

- Inclusion of performance by one or more student groups in the Measuring and Reporting Results subsection
- Inclusion of action(s) or a group of actions
- Elimination of action(s) or group of actions
- Changes to the level of proposed expenditures for one or more actions
- Inclusion of action(s) as contributing to increased or improved services for unduplicated students
- Determination of effectiveness of the specific actions to achieve the goal
- Determination of material differences in expenditures
- Determination of changes made to a goal for the ensuing LCAP year based on the annual update process
- Determination of challenges or successes in the implementation of actions

Goals and Actions

Purpose

Well-developed goals will clearly communicate to educational partners what the LEA plans to accomplish, what the LEA plans to do in order to accomplish the goal, and how the LEA will know when it has accomplished the goal. A goal statement, associated metrics and expected outcomes, and the actions included in the goal should be in alignment. The explanation for why the LEA included a goal is an opportunity for LEAs to clearly communicate to educational partners and the public why, among the various strengths and areas for improvement highlighted by performance data and strategies and actions that could be pursued, the LEA decided to pursue this goal, and the related metrics, expected outcomes, actions, and expenditures.

A well-developed goal can be focused on the performance relative to a metric or metrics for all students, a specific student group(s), narrowing performance gaps, or implementing programs or strategies expected to impact outcomes. LEAs should assess the performance of their student groups when developing goals and the related actions to achieve such goals.

Requirements and Instructions

LEAs should prioritize the goals, specific actions, and related expenditures included within the LCAP within one or more state priorities. LEAs should consider performance on the state and local indicators, including their locally collected and reported data for the local indicators that are included in the Dashboard in determining whether and how to prioritize its goals within the LCAP.

In order to support prioritization of goals, the LCAP template provides LEAs with the option of developing three different kinds of goals:

- **Focus Goal:** A Focus Goal is relatively more concentrated in scope and may focus on a fewer number of metrics to measure improvement. A Focus Goal statement will be time bound and make clear how the goal is to be measured.
- **Broad Goal:** A Broad Goal is relatively less concentrated in its scope and may focus on improving performance across a wide range of metrics.
- **Maintenance of Progress Goal:** A Maintenance of Progress Goal includes actions that may be ongoing without significant changes and allows an LEA to track performance on any metrics not addressed in the other goals of the LCAP.

At a minimum, the LCAP must address all LCFF priorities and associated metrics.

Focus Goal(s)

Goal Description: The description provided for a Focus Goal must be specific, measurable, and time bound. An LEA develops a Focus Goal to address areas of need that may require or benefit from a more specific and data intensive approach. The Focus Goal can explicitly reference the metric(s) by which achievement of the goal will be measured and the time frame according to which the LEA expects to achieve the goal.

Explanation of why the LEA has developed this goal: Explain why the LEA has chosen to prioritize this goal. An explanation must be based on Dashboard data or other locally collected data. LEAs must describe how the LEA identified this goal for focused attention, including relevant consultation with educational partners. LEAs are encouraged to promote transparency and understanding around the decision to pursue a focus goal.

Broad Goal

Goal Description: Describe what the LEA plans to achieve through the actions included in the goal. The description of a broad goal will be clearly aligned with the expected measurable outcomes included for the goal. The goal description organizes the actions and expected outcomes in a cohesive and consistent manner. A goal description is specific enough to be measurable in either quantitative or qualitative terms. A broad goal is not as specific as a focus goal. While it is specific enough to be measurable, there are many different metrics for measuring progress toward the goal.

Explanation of why the LEA has developed this goal: Explain why the LEA developed this goal and how the actions and metrics grouped together will help achieve the goal.

Maintenance of Progress Goal

Goal Description: Describe how the LEA intends to maintain the progress made in the LCFF State Priorities not addressed by the other goals in the LCAP. Use this type of goal to address the state priorities and applicable metrics not addressed within the other goals in the LCAP. The state priorities and metrics to be addressed in this section are those for which the LEA, in consultation with educational partners, has determined to maintain actions and monitor progress while focusing implementation efforts on the actions covered by other goals in the LCAP.

Explanation of why the LEA has developed this goal: Explain how the actions will sustain the progress exemplified by the related metrics.

Required Goals

In general, LEAs have flexibility in determining what goals to include in the LCAP and what those goals will address; however, beginning with the development of the 2022–23 LCAP, LEAs that meet certain criteria are required to include a specific goal in their LCAP.

Consistently low-performing student group(s) criteria: An LEA is eligible for Differentiated Assistance for three or more consecutive years based on the performance of the same student group or groups in the Dashboard. A list of the LEAs required to include a goal in the LCAP based on student group performance, and the student group(s) that lead to identification, may be found on the CDE’s Local Control Funding Formula web page at <https://www.cde.ca.gov/fq/aa/lc/>.

- **Consistently low-performing student group(s) goal requirement:** An LEA meeting the consistently low-performing student group(s) criteria must include a goal in its LCAP focused on improving the performance of the student group or groups that led to the LEA's eligibility for Differentiated Assistance. This goal must include metrics, outcomes, actions, and expenditures specific to addressing the needs of, and improving outcomes for, this student group or groups. An LEA required to address multiple student groups is not required to have a goal to address each student group; however, each student group must be specifically addressed in the goal. This requirement may not be met by combining this required goal with another goal.
- **Goal Description:** Describe the outcomes the LEA plans to achieve to address the needs of, and improve outcomes for, the student group or groups that led to the LEA's eligibility for Differentiated Assistance.
- **Explanation of why the LEA has developed this goal:** Explain why the LEA is required to develop this goal, including identifying the student group(s) that lead to the LEA being required to develop this goal, how the actions and associated metrics included in this goal differ from previous efforts to improve outcomes for the student group(s), and why the LEA believes the actions, metrics, and expenditures included in this goal will help achieve the outcomes identified in the goal description.

Low-performing school(s) criteria: The following criteria only applies to a school district or COE with two or more schools; it does not apply to a single-school district. A school district or COE has one or more schools that, for two consecutive years, received the two lowest performance levels on all but one of the state indicators for which the school(s) receive performance levels in the Dashboard and the performance of the "All Students" student group for the LEA is at least one performance level higher in all of those indicators. A list of the LEAs required to include a goal in the LCAP based on school performance, and the school(s) that lead to identification, may be found on the CDE's Local Control Funding Formula web page at <https://www.cde.ca.gov/fg/aa/lc/>.

- **Low-performing school(s) goal requirement:** A school district or COE meeting the low-performing school(s) criteria must include a goal in its LCAP focusing on addressing the disparities in performance between the school(s) and the LEA as a whole. This goal must include metrics, outcomes, actions, and expenditures specific to addressing the needs of, and improving outcomes for, the students enrolled at the low-performing school or schools. An LEA required to address multiple schools is not required to have a goal to address each school; however, each school must be specifically addressed in the goal. This requirement may not be met by combining this goal with another goal.
- **Goal Description:** Describe what outcomes the LEA plans to achieve to address the disparities in performance between the students enrolled at the low-performing school(s) and the students enrolled at the LEA as a whole.
- **Explanation of why the LEA has developed this goal:** Explain why the LEA is required to develop this goal, including identifying the schools(s) that lead to the LEA being required to develop this goal; how the actions and associated metrics included in this goal differ from previous efforts to improve outcomes for the school(s); and why the LEA believes the actions, metrics, and expenditures included in this goal will help achieve the outcomes for students enrolled at the low-performing school or schools identified in the goal description.

Measuring and Reporting Results:

For each LCAP year, identify the metric(s) that the LEA will use to track progress toward the expected outcomes. LEAs are encouraged to identify metrics for specific student groups, as appropriate, including expected outcomes that would reflect narrowing of any existing performance gaps.

Include in the baseline column the most recent data associated with this metric available at the time of adoption of the LCAP for the first year of the three-year plan. LEAs may use data as reported on the 2019 Dashboard for the baseline of a metric only if that data represents the most recent available (e.g., high school graduation rate).

Using the most recent data available may involve reviewing data the LEA is preparing for submission to the California Longitudinal Pupil Achievement Data System (CALPADS) or data that the LEA has recently submitted to CALPADS. Because final 2020–21 outcomes on some metrics may not be computable at the time the 2021–24 LCAP is adopted (e.g., graduation rate, suspension rate), the most recent data available may include a point in time calculation taken each year on the same date for comparability purposes.

The baseline data shall remain unchanged throughout the three-year LCAP.

Complete the table as follows:

- **Metric:** Indicate how progress is being measured using a metric.
- **Baseline:** Enter the baseline when completing the LCAP for 2021–22. As described above, the baseline is the most recent data associated with a metric. Indicate the school year to which the data applies, consistent with the instructions above.
- **Year 1 Outcome:** When completing the LCAP for 2022–23, enter the most recent data available. Indicate the school year to which the data applies, consistent with the instructions above.
- **Year 2 Outcome:** When completing the LCAP for 2023–24, enter the most recent data available. Indicate the school year to which the data applies, consistent with the instructions above.
- **Year 3 Outcome:** When completing the LCAP for 2024–25, enter the most recent data available. Indicate the school year to which the data applies, consistent with the instructions above. The 2024–25 LCAP will be the first year in the next three-year cycle. Completing this column will be part of the Annual Update for that year.
- **Desired Outcome for 2023–24:** When completing the first year of the LCAP, enter the desired outcome for the relevant metric the LEA expects to achieve by the end of the 2023–24 LCAP year.

Timeline for completing the “**Measuring and Reporting Results**” part of the Goal.

Metric	Baseline	Year 1 Outcome	Year 2 Outcome	Year 3 Outcome	Desired Outcome for Year 3 (2023–24)
Enter information in this box when completing the LCAP for 2021–22 .	Enter information in this box when completing the LCAP for 2021–22 .	Enter information in this box when completing the LCAP for 2022–23 . Leave blank until then.	Enter information in this box when completing the LCAP for 2023–24 . Leave blank until then.	Enter information in this box when completing the LCAP for 2024–25 . Leave blank until then.	Enter information in this box when completing the LCAP for 2021–22 or when adding a new metric.

The metrics may be quantitative or qualitative; but at minimum, an LEA’s LCAP must include goals that are measured using all of the applicable metrics for the related state priorities, in each LCAP year as applicable to the type of LEA. To the extent a state priority does not specify one or more metrics (e.g., implementation of state academic content and performance standards), the LEA must identify a metric to use within the LCAP. For these state priorities, LEAs are encouraged to use metrics based on or reported through the relevant self-reflection tool for local indicators within the Dashboard.

Actions: Enter the action number. Provide a short title for the action. This title will also appear in the action tables. Provide a description of the action. Enter the total amount of expenditures associated with this action. Budgeted expenditures from specific fund sources will be provided in the summary tables. Indicate whether the action contributes to meeting the increase or improved services requirement as described in the Increased or Improved Services section using a “Y” for Yes or an “N” for No. (**Note:** for each such action offered on an LEA-wide or schoolwide basis, the LEA will need to provide additional information in the Increased or Improved Summary Section to address the requirements in *California Code of Regulations*, Title 5 [5 CCR] Section 15496(b) in the Increased or Improved Services Section of the LCAP).

Actions for English Learners: School districts, COEs, and charter schools that have a numerically significant English learner student subgroup must include specific actions in the LCAP related to, at a minimum, the language acquisition programs, as defined in *EC* Section 306, provided to students and professional development activities specific to English learners.

Actions for Foster Youth: School districts, COEs, and charter schools that have a numerically significant Foster Youth student subgroup are encouraged to include specific actions in the LCAP designed to meet needs specific to Foster Youth students.

Goal Analysis:

Enter the LCAP Year.

Using actual annual measurable outcome data, including data from the Dashboard, analyze whether the planned actions were effective in achieving the goal. Respond to the prompts as instructed.

- Describe the overall implementation of the actions to achieve the articulated goal. Include a discussion of relevant challenges and successes experienced with the implementation process. This must include any instance where the LEA did not implement a planned action or implemented a planned action in a manner that differs substantively from how it was described in the adopted LCAP.
- Explain material differences between Budgeted Expenditures and Estimated Actual Expenditures and between the Planned Percentages of Improved Services and Estimated Actual Percentages of Improved Services, as applicable. Minor variances in expenditures or percentages do not need to be addressed, and a dollar-for-dollar accounting is not required.
- Describe the effectiveness of the specific actions to achieve the articulated goal as measured by the LEA. In some cases, not all actions in a goal will be intended to improve performance on all of the metrics associated with the goal. When responding to this prompt, LEAs may assess the effectiveness of a single action or group of actions within the goal in the context of performance on a single metric or group of specific metrics within the goal that are applicable to the action(s). Grouping actions with metrics will allow for more robust analysis of whether the strategy the LEA is using to impact a specified set of metrics is working and increase transparency for educational partners. LEAs are encouraged to use such an approach when goals include multiple actions and metrics that are not closely associated.
- Describe any changes made to this goal, expected outcomes, metrics, or actions to achieve this goal as a result of this analysis and analysis of the data provided in the Dashboard or other local data, as applicable.

Increased or Improved Services for Foster Youth, English Learners, and Low-Income Students

Purpose

A well-written Increased or Improved Services section provides educational partners with a comprehensive description, within a single dedicated section, of how an LEA plans to increase or improve services for its unduplicated students in grades TK–12 as compared to all students in grades TK–12, as applicable, and how LEA-wide or schoolwide actions identified for this purpose meet regulatory requirements. Descriptions provided should include sufficient detail yet be sufficiently succinct to promote a broader understanding of educational partners to facilitate their ability to provide input. An LEA’s description in this section must align with the actions included in the Goals and Actions section as contributing.

Requirements and Instructions

Projected LCFF Supplemental and/or Concentration Grants: Specify the amount of LCFF supplemental and concentration grant funds the LEA estimates it will receive in the coming year based on the number and concentration of low income, foster youth, and English learner students.

Projected Additional LCFF Concentration Grant (15 percent): Specify the amount of additional LCFF concentration grant add-on funding, as described in *EC* Section 42238.02, that the LEA estimates it will receive in the coming year.

Projected Percentage to Increase or Improve Services for the Coming School Year: Specify the estimated percentage by which services for unduplicated pupils must be increased or improved as compared to the services provided to all students in the LCAP year as calculated pursuant to 5 CCR Section 15496(a)(7).

LCFF Carryover — Percentage: Specify the LCFF Carryover — Percentage identified in the LCFF Carryover Table. If a carryover percentage is not identified in the LCFF Carryover Table, specify a percentage of zero (0.00%).

LCFF Carryover — Dollar: Specify the LCFF Carryover — Dollar amount identified in the LCFF Carryover Table. If a carryover amount is not identified in the LCFF Carryover Table, specify an amount of zero (\$0).

Total Percentage to Increase or Improve Services for the Coming School Year: Add the Projected Percentage to Increase or Improve Services for the Coming School Year and the Proportional LCFF Required Carryover Percentage and specify the percentage. This is the LEAs percentage by which services for unduplicated pupils must be increased or improved as compared to the services provided to all students in the LCAP year, as calculated pursuant to 5 CCR Section 15496(a)(7).

Required Descriptions:

For each action being provided to an entire school, or across the entire school district or COE, an explanation of (1) how the needs of foster youth, English learners, and low-income students were considered first, and (2) how these actions are effective in meeting the goals for these students.

For each action included in the Goals and Actions section as contributing to the increased or improved services requirement for unduplicated pupils and provided on an LEA-wide or schoolwide basis, the LEA must include an explanation consistent with 5 CCR Section 15496(b). For any such actions continued into the 2021–24 LCAP from the 2017–2020 LCAP, the LEA must determine whether or not the action was effective as expected, and this determination must reflect evidence of outcome data or actual implementation to date.

Principally Directed and Effective: An LEA demonstrates how an action is principally directed towards and effective in meeting the LEA's goals for unduplicated students when the LEA explains how:

- It considers the needs, conditions, or circumstances of its unduplicated pupils;
- The action, or aspect(s) of the action (including, for example, its design, content, methods, or location), is based on these considerations; and
- The action is intended to help achieve an expected measurable outcome of the associated goal.

As such, the response provided in this section may rely on a needs assessment of unduplicated students.

Conclusory statements that a service will help achieve an expected outcome for the goal, without an explicit connection or further explanation as to how, are not sufficient. Further, simply stating that an LEA has a high enrollment percentage of a specific student group or groups does not meet the increase or improve services standard because enrolling students is not the same as serving students.

For example, if an LEA determines that low-income students have a significantly lower attendance rate than the attendance rate for all students, it might justify LEA-wide or schoolwide actions to address this area of need in the following way:

After assessing the needs, conditions, and circumstances of our low-income students, we learned that the attendance rate of our low-income students is 7 percent lower than the attendance rate for all students. (Needs, Conditions, Circumstances [Principally Directed])

In order to address this condition of our low-income students, we will develop and implement a new attendance program that is designed to address some of the major causes of absenteeism, including lack of reliable transportation and food, as well as a school climate that does not emphasize the importance of attendance. Goal N, Actions X, Y, and Z provide additional transportation and nutritional resources as well as a districtwide educational campaign on the benefits of high attendance rates. (Contributing Action[s])

These actions are being provided on an LEA-wide basis and we expect/hope that all students with less than a 100 percent attendance rate will benefit. However, because of the significantly lower attendance rate of low-income students, and because the actions meet needs most associated with the chronic stresses and experiences of a socio-economically disadvantaged status, we expect that the attendance rate for our low-income students will increase significantly more than the average attendance rate of all other students. (Measurable Outcomes [Effective In])

COEs and Charter Schools: Describe how actions included as contributing to meeting the increased or improved services requirement on an LEA-wide basis are principally directed to and effective in meeting its goals for unduplicated pupils in the state and any local priorities as described above. In the case of COEs and charter schools, schoolwide and LEA-wide are considered to be synonymous.

For School Districts Only:

Actions Provided on an LEA-Wide Basis:

Unduplicated Percentage > 55 percent: For school districts with an unduplicated pupil percentage of 55 percent or more, describe how these actions are principally directed to and effective in meeting its goals for unduplicated pupils in the state and any local priorities as described above.

Unduplicated Percentage < 55 percent: For school districts with an unduplicated pupil percentage of less than 55 percent, describe how these actions are principally directed to and effective in meeting its goals for unduplicated pupils in the state and any local priorities. Also describe how the actions **are the most effective use of the funds** to meet these goals for its unduplicated pupils. Provide the basis for this determination, including any alternatives considered, supporting research, experience, or educational theory.

Actions Provided on a Schoolwide Basis:

School Districts must identify in the description those actions being funded and provided on a schoolwide basis, and include the required description supporting the use of the funds on a schoolwide basis.

For schools with 40 percent or more enrollment of unduplicated pupils: Describe how these actions are principally directed to and effective in meeting its goals for its unduplicated pupils in the state and any local priorities.

For school districts expending funds on a schoolwide basis at a school with less than 40 percent enrollment of unduplicated pupils: Describe how these actions are principally directed to and how the actions are the most effective use of the funds to meet its goals for foster youth, English learners, and low-income students in the state and any local priorities.

A description of how services for foster youth, English learners, and low-income students are being increased or improved by the percentage required.

Consistent with the requirements of 5 *CCR* Section 15496, describe how services provided for unduplicated pupils are increased or improved by at least the percentage calculated as compared to the services provided for all students in the LCAP year. To improve services means to grow services in quality and to increase services means to grow services in quantity. Services are increased or improved by those actions in the LCAP that are included in the Goals and Actions section as contributing to the increased or improved services requirement, whether they are provided on an LEA-wide or schoolwide basis or provided on a limited basis to unduplicated students. A limited action is an action that only serves foster youth, English learners, and/or low-income students. This description must address how these action(s) are expected to result in the required proportional increase or improvement in services for unduplicated pupils as compared to the services the LEA provides to all students for the relevant LCAP year.

For any action contributing to meeting the increased or improved services requirement that is associated with a Planned Percentage of Improved Services in the Contributing Summary Table rather than an expenditure of LCFF funds, describe the methodology that was used to determine the contribution of the action towards the proportional percentage. See the instructions for determining the Planned Percentage of Improved Services for information on calculating the Percentage of Improved Services.

A description of the plan for how the additional concentration grant add-on funding identified above will be used to increase the number of staff providing direct services to students at schools that have a high concentration (above 55 percent) of foster youth, English learners, and low-income students, as applicable.

An LEA that receives the additional concentration grant add-on described in *EC* Section 42238.02 is required to demonstrate how it is using these funds to increase the number of staff who provide direct services to students at schools with an enrollment of unduplicated students that is greater than 55 percent as compared to the number of staff who provide direct services to students at schools with an enrollment of unduplicated students that is equal to or less than 55 percent. The staff who provide direct services to students must be certificated staff and/or classified staff employed by the LEA; classified staff includes custodial staff.

Provide the following descriptions, as applicable to the LEA:

An LEA that does not receive a concentration grant or the concentration grant add-on must indicate that a response to this prompt is not applicable.

Identify the goal and action numbers of the actions in the LCAP that the LEA is implementing to meet the requirement to increase the number of staff who provide direct services to students at schools with an enrollment of unduplicated students that is greater than 55 percent.

An LEA that does not have comparison schools from which to describe how it is using the concentration grant add-on funds, such as an LEA that only has schools with an enrollment of unduplicated students that is greater than 55 percent, must describe how it is using the funds to increase the number of credentialed staff, classified staff, or both, including custodial staff, who provide direct services to students at selected schools and the criteria used to determine which schools require additional staffing support.

In the event that an additional concentration grant add-on is not sufficient to increase staff providing direct services to students at a school with an enrollment of unduplicated students that is greater than 55 percent, the LEA must describe how it is using the funds to retain staff providing direct services to students at a school with an enrollment of unduplicated students that is greater than 55 percent.

Complete the table as follows:

- Provide the staff-to-student ratio of classified staff providing direct services to students with a concentration of unduplicated students that is 55 percent or less and the staff-to-student ratio of classified staff providing direct services to students at schools with a concentration of unduplicated students that is greater than 55 percent, as applicable to the LEA. The LEA may group its schools by grade span (Elementary, Middle/Junior High, and High Schools), as applicable to the LEA. The staff-to-student ratio must be based on the number of full time equivalent (FTE) staff and the number of enrolled students as counted on the first Wednesday in October of each year.
- Provide the staff-to-student ratio of certificated staff providing direct services to students at schools with a concentration of unduplicated students that is 55 percent or less and the staff-to-student ratio of certificated staff providing direct services to students at schools with a concentration of unduplicated students that is greater than 55 percent, as applicable to the LEA. The LEA may group its schools by grade span (Elementary, Middle/Junior High, and High Schools), as applicable to the LEA. The staff-to-student ratio must be based on the number of FTE staff and the number of enrolled students as counted on the first Wednesday in October of each year.

Action Tables

Complete the Data Entry Table for each action in the LCAP. The information entered into this table will automatically populate the other Action Tables. Information is only entered into the Data Entry Table, the Annual Update Table, the Contributing Actions Annual Update Table, and the LCFF Carryover Table. With the exception of the Data Entry Table, the word “input” has been added to column headers to aid in identifying the column(s) where information will be entered. Information is not entered on the remaining Action tables.

The following tables are required to be included as part of the LCAP adopted by the local governing board or governing body:

- Table 1: Total Planned Expenditures Table (for the coming LCAP Year)
- Table 2: Contributing Actions Table (for the coming LCAP Year)
- Table 3: Annual Update Table (for the current LCAP Year)
- Table 4: Contributing Actions Annual Update Table (for the current LCAP Year)
- Table 5: LCFF Carryover Table (for the current LCAP Year)

Note: The coming LCAP Year is the year that is being planned for, while the current LCAP year is the current year of implementation. For example, when developing the 2022–23 LCAP, 2022–23 will be the coming LCAP Year and 2021–22 will be the current LCAP Year.

Data Entry Table

The Data Entry Table may be included in the LCAP as adopted by the local governing board or governing body, but is not required to be included. In the Data Entry Table, input the following information for each action in the LCAP for that applicable LCAP year:

- **LCAP Year:** Identify the applicable LCAP Year.
- **1. Projected LCFF Base Grant:** Provide the total amount of LCFF funding the LEA estimates it will receive for the coming school year, excluding the supplemental and concentration grants and the add-ons for the Targeted Instructional Improvement Grant Program and the Home to School Transportation Program, pursuant to 5 CCR Section 15496(a)(8).

See *EC* sections 2574 (for COEs) and 42238.02 (for school districts and charter schools), as applicable, for LCFF apportionment calculations.

- **2. Projected LCFF Supplemental and/or Concentration Grants:** Provide the total amount of LCFF supplemental and concentration grants the LEA estimates it will receive on the basis of the number and concentration of unduplicated students for the coming school year.
- **3. Projected Percentage to Increase or Improve Services for the Coming School Year:** This percentage will not be entered; it is calculated based on the Projected LCFF Base Grant and the Projected LCFF Supplemental and/or Concentration Grants, pursuant to 5 CCR Section 15496(a)(8). This is the percentage by which services for unduplicated pupils must be increased or improved as compared to the services provided to all students in the coming LCAP year.
- **LCFF Carryover — Percentage:** Specify the LCFF Carryover — Percentage identified in the LCFF Carryover Table from the prior LCAP year. If a carryover percentage is not identified in the LCFF Carryover Table, specify a percentage of zero (0.00%).
- **Total Percentage to Increase or Improve Services for the Coming School Year:** This percentage will not be entered; it is calculated based on the Projected Percentage to Increase or Improve Services for the Coming School Year and the LCFF Carryover — Percentage. This is the percentage by which the LEA must increase or improve services for unduplicated pupils as compared to the services provided to all students in the coming LCAP year.
- **Goal #:** Enter the LCAP Goal number for the action.
- **Action #:** Enter the action's number as indicated in the LCAP Goal.
- **Action Title:** Provide a title of the action.
- **Student Group(s):** Indicate the student group or groups who will be the primary beneficiary of the action by entering "All," or by entering a specific student group or groups.

- **Contributing to Increased or Improved Services?:** Type “Yes” if the action **is** included as contributing to meeting the increased or improved services; OR, type “No” if the action is **not** included as contributing to meeting the increased or improved services.
- If “Yes” is entered into the Contributing column, then complete the following columns:
 - **Scope:** The scope of an action may be LEA-wide (i.e., districtwide, countywide, or charterwide), schoolwide, or limited. An action that is LEA-wide in scope upgrades the entire educational program of the LEA. An action that is schoolwide in scope upgrades the entire educational program of a single school. An action that is limited in its scope is an action that serves only one or more unduplicated student groups.
 - **Unduplicated Student Group(s):** Regardless of scope, contributing actions serve one or more unduplicated student groups. Indicate one or more unduplicated student groups for whom services are being increased or improved as compared to what all students receive.
 - **Location:** Identify the location where the action will be provided. If the action is provided to all schools within the LEA, the LEA must indicate “All Schools.” If the action is provided to specific schools within the LEA or specific grade spans only, the LEA must enter “Specific Schools” or “Specific Grade Spans.” Identify the individual school or a subset of schools or grade spans (e.g., all high schools or grades transitional kindergarten through grade five), as appropriate.
- **Time Span:** Enter “ongoing” if the action will be implemented for an indeterminate period of time. Otherwise, indicate the span of time for which the action will be implemented. For example, an LEA might enter “1 Year,” or “2 Years,” or “6 Months.”
- **Total Personnel:** Enter the total amount of personnel expenditures utilized to implement this action.
- **Total Non-Personnel:** This amount will be automatically calculated based on information provided in the Total Personnel column and the Total Funds column.
- **LCFF Funds:** Enter the total amount of LCFF funds utilized to implement this action, if any. LCFF funds include all funds that make up an LEA’s total LCFF target (i.e., base grant, grade span adjustment, supplemental grant, concentration grant, Targeted Instructional Improvement Block Grant, and Home-To-School Transportation).
 - **Note:** For an action to contribute towards meeting the increased or improved services requirement it must include some measure of LCFF funding. The action may also include funding from other sources, however the extent to which an action contributes to meeting the increased or improved services requirement is based on the LCFF funding being used to implement the action.
- **Other State Funds:** Enter the total amount of Other State Funds utilized to implement this action, if any.
- **Local Funds:** Enter the total amount of Local Funds utilized to implement this action, if any.
- **Federal Funds:** Enter the total amount of Federal Funds utilized to implement this action, if any.
- **Total Funds:** This amount is automatically calculated based on amounts entered in the previous four columns.

- **Planned Percentage of Improved Services:** For any action identified as contributing, being provided on a Limited basis to unduplicated students, and that does not have funding associated with the action, enter the planned quality improvement anticipated for the action as a percentage rounded to the nearest hundredth (0.00%). A limited action is an action that only serves foster youth, English learners, and/or low-income students.
 - As noted in the instructions for the Increased or Improved Services section, when identifying a Planned Percentage of Improved Services, the LEA must describe the methodology that it used to determine the contribution of the action towards the proportional percentage. The percentage of improved services for an action corresponds to the amount of LCFF funding that the LEA estimates it would expend to implement the action if it were funded.

For example, an LEA determines that there is a need to analyze data to ensure that instructional aides and expanded learning providers know what targeted supports to provide to students who are foster youth. The LEA could implement this action by hiring additional staff to collect and analyze data and to coordinate supports for students, which the LEA estimates would cost \$165,000. Instead, the LEA chooses to utilize a portion of existing staff time to analyze data relating to students who are foster youth. This analysis will then be shared with site principals who will use the data to coordinate services provided by instructional assistants and expanded learning providers to target support to students. In this example, the LEA would divide the estimated cost of \$165,000 by the amount of LCFF Funding identified in the Data Entry Table and then convert the quotient to a percentage. This percentage is the Planned Percentage of Improved Service for the action.

Contributing Actions Table

As noted above, information will not be entered in the Contributing Actions Table; however, the ‘Contributing to Increased or Improved Services?’ column will need to be checked to ensure that only actions with a “Yes” are displaying. If actions with a “No” are displayed or if actions that are contributing are not displaying in the column, use the drop-down menu in the column header to filter only the “Yes” responses.

Annual Update Table

In the Annual Update Table, provide the following information for each action in the LCAP for the relevant LCAP year:

- **Estimated Actual Expenditures:** Enter the total estimated actual expenditures to implement this action, if any.

Contributing Actions Annual Update Table

In the Contributing Actions Annual Update Table, check the ‘Contributing to Increased or Improved Services?’ column to ensure that only actions with a “Yes” are displaying. If actions with a “No” are displayed or if actions that are contributing are not displaying in the column, use the drop-down menu in the column header to filter only the “Yes” responses. Provide the following information for each contributing action in the LCAP for the relevant LCAP year:

- **6. Estimated Actual LCFF Supplemental and/or Concentration Grants:** Provide the total amount of LCFF supplemental and concentration grants the LEA estimates it will actually receive based on of the number and concentration of unduplicated students in the current school year.

- **Estimated Actual Expenditures for Contributing Actions:** Enter the total estimated actual expenditure of LCFF funds used to implement this action, if any.
- **Estimated Actual Percentage of Improved Services:** For any action identified as contributing, being provided on a Limited basis only to unduplicated students, and that does not have funding associated with the action, enter the total estimated actual quality improvement anticipated for the action as a percentage rounded to the nearest hundredth (0.00%).
 - Building on the example provided above for calculating the Planned Percentage of Improved Services, the LEA in the example implements the action. As part of the annual update process, the LEA reviews implementation and student outcome data and determines that the action was implemented with fidelity and that outcomes for foster youth students improved. The LEA reviews the original estimated cost for the action and determines that had it hired additional staff to collect and analyze data and to coordinate supports for students that estimated actual cost would have been \$169,500 due to a cost of living adjustment. The LEA would divide the estimated actual cost of \$169,500 by the amount of LCFF Funding identified in the Data Entry Table and then convert the quotient to a percentage. This percentage is the Estimated Actual Percentage of Improved Services for the action.

LCFF Carryover Table

- **9. Estimated Actual LCFF Base Grant:** Provide the total amount of LCFF funding the LEA estimates it will receive for the current school year, excluding the supplemental and concentration grants and the add-ons for the Targeted Instructional Improvement Grant Program and the Home to School Transportation Program, pursuant to 5 CCR Section 15496(a)(8).
- **10. Total Percentage to Increase or Improve Services for the Current School Year:** This percentage will not be entered. The percentage is calculated based on the amounts of the Estimated Actual LCFF Base Grant (9) and the Estimated Actual LCFF Supplemental and/or Concentration Grants (6), pursuant to 5 CCR Section 15496(a)(8), plus the LCFF Carryover – Percentage from the prior year. This is the percentage by which services for unduplicated pupils must be increased or improved as compared to the services provided to all students in the current LCAP year.

Calculations in the Action Tables

To reduce the duplication of effort of LEAs, the Action Tables include functionality such as pre-population of fields and cells based on the information provided in the Data Entry Table, the Annual Update Summary Table, and the Contributing Actions Table. For transparency, the functionality and calculations used are provided below.

Contributing Actions Table

- 4. Total Planned Contributing Expenditures (LCFF Funds)
 - This amount is the total of the Planned Expenditures for Contributing Actions (LCFF Funds) column
- 5. Total Planned Percentage of Improved Services

- o This percentage is the total of the Planned Percentage of Improved Services column
- Planned Percentage to Increase or Improve Services for the coming school year (4 divided by 1, plus 5)
 - o This percentage is calculated by dividing the Total Planned Contributing Expenditures (4) by the Projected LCFF Base Grant (1), converting the quotient to a percentage, and adding it to the Total Planned Percentage of Improved Services (5).

Contributing Actions Annual Update Table

Pursuant to *EC* Section 42238.07(c)(2), if the Total Planned Contributing Expenditures (4) is less than the Estimated Actual LCFF Supplemental and Concentration Grants (6), the LEA is required to calculate the difference between the Total Planned Percentage of Improved Services (5) and the Total Estimated Actual Percentage of Improved Services (7). If the Total Planned Contributing Expenditures (4) is equal to or greater than the Estimated Actual LCFF Supplemental and Concentration Grants (6), the Difference Between Planned and Estimated Actual Percentage of Improved Services will display “Not Required.”

- 6. Estimated Actual LCFF Supplemental and Concentration Grants
 - o This is the total amount of LCFF supplemental and concentration grants the LEA estimates it will actually receive based on of the number and concentration of unduplicated students in the current school year.
- 4. Total Planned Contributing Expenditures (LCFF Funds)
 - o This amount is the total of the Last Year's Planned Expenditures for Contributing Actions (LCFF Funds)
- 7. Total Estimated Actual Expenditures for Contributing Actions
 - o This amount is the total of the Estimated Actual Expenditures for Contributing Actions (LCFF Funds)
- Difference Between Planned and Estimated Actual Expenditures for Contributing Actions (Subtract 7 from 4)
 - o This amount is the Total Estimated Actual Expenditures for Contributing Actions (7) subtracted from the Total Planned Contributing Expenditures (4)
- 5. Total Planned Percentage of Improved Services (%)
 - o This amount is the total of the Planned Percentage of Improved Services column
- 8. Total Estimated Actual Percentage of Improved Services (%)
 - o This amount is the total of the Estimated Actual Percentage of Improved Services column
- Difference Between Planned and Estimated Actual Percentage of Improved Services (Subtract 5 from 8)

- o This amount is the Total Planned Percentage of Improved Services (5) subtracted from the Total Estimated Actual Percentage of Improved Services (8)

LCFF Carryover Table

- 10. Total Percentage to Increase or Improve Services for the Current School Year (6 divided by 9 + Carryover %)
 - o This percentage is the Estimated Actual LCFF Supplemental and/or Concentration Grants (6) divided by the Estimated Actual LCFF Base Grant (9) plus the LCFF Carryover – Percentage from the prior year.
- 11. Estimated Actual Percentage of Increased or Improved Services (7 divided by 9, plus 8)
 - o This percentage is the Total Estimated Actual Expenditures for Contributing Actions (7) divided by the LCFF Funding (9), then converting the quotient to a percentage and adding the Total Estimated Actual Percentage of Improved Services (8).
- 12. LCFF Carryover — Dollar Amount LCFF Carryover (Subtract 11 from 10 and multiply by 9)
 - o If the Estimated Actual Percentage of Increased or Improved Services (11) is less than the Estimated Actual Percentage to Increase or Improve Services (10), the LEA is required to carry over LCFF funds.

The amount of LCFF funds is calculated by subtracting the Estimated Actual Percentage to Increase or Improve Services (11) from the Estimated Actual Percentage of Increased or Improved Services (10) and then multiplying by the Estimated Actual LCFF Base Grant (9). This amount is the amount of LCFF funds that is required to be carried over to the coming year.

- 13. LCFF Carryover — Percentage (12 divided by 9)
 - o This percentage is the unmet portion of the Percentage to Increase or Improve Services that the LEA must carry over into the coming LCAP year. The percentage is calculated by dividing the LCFF Carryover (12) by the LCFF Funding (9).

2022-23 Annual Update Table

Totals:	Last Year's Total Planned Expenditures (Total Funds)	Total Estimated Actual Expenditures (Total Funds)
Totals:	\$ 110,460.00	\$ 140,933.00

Last Year's Goal #	Last Year's Action #	Prior Action/Service Title	Contributed to Increased or Improved Services?	Last Year's Planned Expenditures (Total Funds)	Estimated Actual Expenditures (Input Total Funds)
1	1	Teacher Training	No	\$ 3,000	\$ 3,000
1	2	Credential Verification	No	\$ 65,000	\$ 75,000
1	3	Technology	Yes	\$ 2,000	\$ 2,000
1	4	Safe and Clean Campus	No	\$ 20,000	\$ 30,000
1	5	Curriculum and Materials	Yes	\$ 1,000	\$ 3,723
2	1	Professional Development	Yes	\$ 3,750	\$ 4,500
2	2	Professional Development	No	\$ 500	\$ 500
2	3	English Learner Development	Yes	\$ 1,200	\$ 1,500
2	4	English Learner Support	Yes	\$ 3,000	\$ 3,000
2	5	Student Support	Yes	\$ 4,500	\$ 4,500
3	1	Assessment Training	Yes	\$ 600	\$ 1,300
3	2	Assessments	Yes	\$ 2,000	\$ 2,000
3	3	Assessment Software	Yes	\$ 800	\$ 800
3	4	Assessment Technology	Yes	\$ 60	\$ 60
4	1	Parent Engagement	Yes	\$ 200	\$ 200
4	2	Parent Engagement	No	\$ 150	\$ 150
4	3	Community Engagement	Yes	\$ 2,000	\$ 8,000
4	4	School Climate	Yes	\$ 500	\$ 500
4	5	School Climate	Yes	\$ 200	\$ 200

2022-23 Contributing Actions Annual Update Table

6. Estimated Actual LCFF Supplemental and/or Concentration Grants (Input Dollar Amount)	4. Total Planned Contributing Expenditures (LCFF Funds)	7. Total Estimated Actual Expenditures for Contributing Actions (LCFF Funds)	Difference Between Planned and Estimated Actual Expenditures for Contributing Actions (Subtract 7 from 4)	5. Total Planned Percentage of Improved Services (%)	8. Total Estimated Actual Percentage of Improved Services (%)	Difference Between Planned and Estimated Actual Percentage of Improved Services (Subtract 5 from 8)
\$ 188,067	\$ 20,110	\$ 32,283	\$ (12,173)	0.00%	0.00%	0.00% - No Difference

Last Year's Goal #	Last Year's Action #	Prior Action/Service Title	Contributed to Increased or Improved Services?	Last Year's Planned Expenditures for Contributing Actions (LCFF Funds)	Estimated Actual Expenditures for Contributing Actions (Input LCFF Funds)	Planned Percentage of Improved Services	Estimated Actual Percentage of Improved Services (Input Percentage)
1	3	Technology	Yes	\$ 2,000	\$ 2,000.00	0.00%	0.00%
1	5	Curriculum and Materials	Yes	\$ -	\$ 3,723.00	0.00%	0.00%
2	1	Professional Development	Yes	\$ 3,750	\$ 4,500.00	0.00%	0.00%
2	3	English Learner Development	Yes	\$ 1,200	\$ 1,500.00	0.00%	0.00%
2	4	English Learner Support	Yes	\$ 3,000	\$ 3,000.00	0.00%	0.00%
2	5	Student Support	Yes	\$ 4,500	\$ 4,500.00	0.00%	0.00%
3	1	Assessment Training	Yes	\$ 600	\$ 1,300.00	0.00%	0.00%
3	2	Assessments	Yes	\$ 2,000	\$ 2,000.00	0.00%	0.00%
3	3	Assessment Software	Yes	\$ 800	\$ 800.00	0.00%	0.00%
3	4	Assessment Technology	Yes	\$ 60	\$ 60.00	0.00%	0.00%
4	1	Parent Engagement	Yes	\$ 200	\$ 200.00	0.00%	0.00%
4	3	Community Engagement	Yes	\$ 2,000	\$ 8,000.00	0.00%	0.00%
4	4	School Climate	Yes	\$ -	\$ 500.00	0.00%	0.00%
4	5	School Climate	Yes	\$ -	\$ 200.00	0.00%	0.00%

2022-23 LCFF Carryover Table

9. Estimated Actual LCFF Base Grant (Input Dollar Amount)	6. Estimated Actual LCFF Supplemental and/or Concentration Grants	LCFF Carryover — Percentage (Percentage from Prior Year)	10. Total Percentage to Increase or Improve Services for the Current School Year (6 divided by 9 + Carryover %)	7. Total Estimated Actual Expenditures for Contributing Actions (LCFF Funds)	8. Total Estimated Actual Percentage of Improved Services (%)	11. Estimated Actual Percentage of Increased or Improved Services (7 divided by 9, plus 8)	12. LCFF Carryover — Dollar Amount (Subtract 11 from 10 and multiply by 9)	13. LCFF Carryover — Percentage (12 divided by 9)
\$ 668,234	\$ 188,067	0.00%	28.14%	\$ 32,283	0.00%	4.83%	\$ 155,784.00	23.31%

2023-24 Total Planned Expenditures Table

Totals	LCFF Funds	Other State Funds	Local Funds	Federal Funds	Total Funds	Total Personnel	Total Non-personnel
Totals	\$ 536,210	\$ -	\$ -	\$ 14,000	550,210	\$ 454,350	\$ 95,860

Goal #	Action #	Action Title	Student Group(s)	LCFF Funds	Other State Funds	Local Funds	Federal Funds	Total Funds
1	1	Teacher Training	LEA-wide	\$ 3,000	\$ -	\$ -	\$ -	\$ 3,000
1	2	Credential Verification	LEA-wide	\$ 280,000	\$ -	\$ -	\$ -	\$ 280,000
1	3	Technology	LEA-wide	\$ 9,000	\$ -	\$ -	\$ -	\$ 9,000
1	4	Safe and Clean Campus	LEA-wide	\$ 75,000	\$ -	\$ -	\$ -	\$ 75,000
1	5	Curriculum and Materials	LEA-wide	\$ 8,000	\$ -	\$ -	\$ -	\$ 8,000
2	1	Professional Development	LEA-wide	\$ 13,000	\$ -	\$ -	\$ -	\$ 13,000
2	2	Professional Development	LEA-wide	\$ 1,500	\$ -	\$ -	\$ -	\$ 1,500
2	3	English Learner Development	EL	\$ 60,000	\$ -	\$ -	\$ -	\$ 60,000
2	4	English Learner Support	EL	\$ 14,000	\$ -	\$ -	\$ 4,000	\$ 18,000
2	5	Student Support	LEA-wide	\$ 4,500	\$ -	\$ -	\$ -	\$ 4,500
3	1	Assessment Training	LEA-wide	\$ 9,000	\$ -	\$ -	\$ -	\$ 9,000
3	2	Assessments	LEA-wide	\$ 2,000	\$ -	\$ -	\$ -	\$ 2,000
3	3	Assessment Software	LEA-wide	\$ 800	\$ -	\$ -	\$ -	\$ 800
3	4	Assessment Technology	LEA-wide	\$ 60	\$ -	\$ -	\$ -	\$ 60
4	1	Parent Engagement	LEA-wide	\$ 1,200	\$ -	\$ -	\$ -	\$ 1,200
4	2	Parent Engagement	LEA-wide	\$ 150	\$ -	\$ -	\$ -	\$ 150
4	3	Community Engagement	LEA-wide	\$ 30,000	\$ -	\$ -	\$ -	\$ 30,000
4	4	School Climate	LEA-wide	\$ 15,000	\$ -	\$ -	\$ -	\$ 15,000
4	5	School Climate	LEA-wide	\$ 10,000	\$ -	\$ -	\$ 10,000	\$ 20,000

2023-24 Contributing Actions Table

1. Projected LCFF Base Grant	2. Projected LCFF Supplemental and/or Concentration Grants	3. Projected Percentage to Increase or Improve Services for the Coming School Year (2 divided by 1)	LCFF Carryover — Percentage (Percentage from Prior Year)	Total Percentage to Increase or Improve Services for the Coming School Year (3 + Carryover %)	4. Total Planned Contributing Expenditures (LCFF Funds)	5. Total Planned Percentage of Improved Services (%)	Planned Percentage to Increase or Improve Services for the Coming School Year (4 divided by 1, plus 5)	Totals by Type	Total LCFF Funds
\$ 1,419,742	\$ 403,179	28.40%	0.00%	28.40%	\$ 176,560	0.00%	12.44%	Total:	\$ 176,560
								LEA-wide Total:	\$ 176,560
								Limited Total:	\$ -
								Schoolwide Total:	\$ -

Goal #	Action #	Action Title	Contributing to Increased or Improved Services?	Scope	Unduplicated Student Group(s)	Location	Planned Expenditures for Contributing Actions (LCFF Funds)	Planned Percentage of Improved Services (%)
1	3	Technology	Yes	LEA-wide	0	All	\$ 9,000	0.00%
1	5	Curriculum and Materials	Yes	LEA-wide	English Learners, Foster Youth, Low Income	All	\$ 8,000	0.00%
2	1	Professional Development	Yes	LEA-wide	English Learners, Foster Youth, Low Income	All	\$ 13,000	0.00%
2	3	English Learner Development	Yes	LEA-wide	English Learners	All	\$ 60,000	0.00%
2	4	English Learner Support	Yes	LEA-wide	English Learners	All	\$ 14,000	0.00%
2	5	Student Support	Yes	LEA-wide	0	All	\$ 4,500	0.00%
3	1	Assessment Training	Yes	LEA-wide	English Learners, Foster Youth, Low Income	All	\$ 9,000	0.00%
3	2	Assessments	Yes	LEA-wide	English Learners, Foster Youth, Low Income	All	\$ 2,000	0.00%
3	3	Assessment Software	Yes	LEA-wide	English Learners, Foster Youth, Low Income	All	\$ 800	0.00%
3	4	Assessment Technology	Yes	LEA-wide	English Learners, Foster Youth, Low Income	All	\$ 60	0.00%
4	1	Parent Engagement	Yes	LEA-wide	0	All	\$ 1,200	0.00%
4	3	Community Engagement	Yes	LEA-wide	0	All	\$ 30,000	0.00%
4	4	School Climate	Yes	LEA-wide	0	All	\$ 15,000	0.00%
4	5	School Climate	Yes	LEA-wide	0	All	\$ 10,000	0.00%